

MP SYMPOSIUM BRIEFING

DR. NELIDYA MD YUSOFF

(Master Project Coordinator)

Razak Faculty of Technology And Informatics

IMPORTANT DATES

COMPULSORY MEETING 4
31 MAY 2021 – 4 JUNE 2021

PRE-RECORDED VIDEO SUBMISSION
DEADLINE: 13 JUNE 2021 (BEFORE 12 NOON)

PROJECT PRESENTATION @ SYMPOSIUM
23 & 24 JUNE 2021*


COMPULSORY MEETING 5
21 JUNE 2021 – 25 JUNE 2021

SUBMISSION OF PROJECT REPORT
DEADLINE: 15 JULY 2021

SUBMISSION OF FINALIZED MASTER PROJECT
REPORT (MP 2)
26 JULY 2021 – 15 AUGUST 2021



GUIDELINES FOR MASTERS PROJECT ONLINE PRESENTATION (MP1 & MP2)

Item	Details of Implementation	Remarks
Preparation Before Presentation	Pre-Record video presentation. <ul style="list-style-type: none"> - Students are required to prepare a presentation file with voice narration (aka Voice over PPT). The video file must be in the MP4 format. 	Pre-recorded video can be done by referring to this link: https://support.office.com/en-us/article/record-a-slide-show-with-narration-and-slide-timings-0b9502c6-5f6c-40ae-b1e7-e47d8741161c
	Submission of pre-recorded video: E-learning portal. Pre-recorded video submission deadline: 13th June 2021 	Students are required to submit the pre-recorded video through elearning.utm.my based on subject code for MP1 or MP2.
	Online Presentation Schedule	The online presentation schedule will be emailed to all students and will be uploaded to MP website. (https://razak.utm.my/master-project/)
During Presentation	<ul style="list-style-type: none"> - Standby 10 minutes before the scheduled time. - 20 minutes pre-recorded video needs to be assessed by panel of examiners before the presentation day. - Duration for online presentation session (via Webex) <ul style="list-style-type: none"> <u>Master Project 1</u> <ul style="list-style-type: none"> ▪ 15 Minutes Q&A Session with Panel of Examiners <u>Master Project 2</u> <ul style="list-style-type: none"> ▪ 20 Minutes Q&A Session with Panel of Examiners 	Webex invitation link will be emailed to the students by RFTI Academic Office.
Attendees	<ul style="list-style-type: none"> - Who should be present during online presentation session? <ul style="list-style-type: none"> ○ Candidate ○ Chairperson ○ Two (2) Examiners 	Google form will be used by the chairperson and examiners during the session.
Host	<ul style="list-style-type: none"> - Who will host the online presentation session? <ul style="list-style-type: none"> ○ Chairperson will host the online Q&A session. ○ Chairperson needs to record the video during the evaluation. 	

PRE-RECORDED VIDEO

- Students are required to prepare a presentation file with **voice narration** (aka **Voice over PPT**). The video file must be in the **MP4** format.
- Pre-recorded video can be done by referring to this link:
<https://support.office.com/en-us/article/record-a-slide-show-with-narration-and-slide-timings-0b9502c6-5f6c-40ae-b1e7-e47d8741161c>
- Example:
[Pre-recorded video](#)

DOCUMENTS THAT NEED TO BE SUBMITTED:

- Pre-recorded video (Voice over PPT – **MP4**)
- Presentation slides (**.pdf**)

HOW TO SAVE THE FILE NAME:

MP1/MP2 (COURSECODE) – NAME-MATRIC NO

EXAMPLE:

MP1(MRSE1914)-NELIDYA MD YUSOFF-MRS191205

MP2(MRSE2926)-NELIDYA MD YUSOFF-MRS191205

PRESENTATION SCHEDULE

- Will be emailed to all students and will be uploaded to MP website.**

(<https://razak.utm.my/master-project/>)

DURING PRESENTATION

- Standby 10 minutes before the scheduled time.
- 20 minutes pre-recorded video needs to be assessed by panel of examiners before the presentation day
- Duration for online presentation session (via Webex)

Master Project 1

- 15 Minutes Q&A Session with Panel of Examiners

Master Project 2

- 20 Minutes Q&A Session with Panel of Examiners

<p>Week 18</p>	<p>12th – 16th July 2021</p>	<p style="text-align: center;">SUBMISSION OF PROJECT REPORT <u>Deadline: 15th July 2021</u></p> <p>MP1:</p> <ol style="list-style-type: none"> 1. Copy of Project Report (pdf format) 2. Copy of verified meeting record (pdf format) <p>MP2:</p> <ol style="list-style-type: none"> 1. Copy of Project Report (.pdf format) 2. Copy of verified meeting record (in .pdf format) 3. Copy of Turnitin report - must be less than 20% for each chapter (in .pdf format) 4. Copy of presentation slides (in .pptx and .pdf format) 5. Submission form (in .pdf format) 6. Copy of IC (kindly cross the copy) 7. Graduation form (in .pdf format) <p style="text-align: center;">Project Report preparation must follow UTM Thesis Manual (http://razak.utm.my/master-project/mp-resources/)</p>	<ul style="list-style-type: none"> • Students are required to ensure ALL listed items are submitted. <p>MP1: Submit ALL documents (Documents 1-2 and compressed to .zip file) to E-learning portal.</p> <p>MP2: Submit ALL documents (Documents 1-6 and compressed to .zip file) to E-learning portal.</p> <p>Example of file submission: MP1/MP2 (COURSECODE) - NAME-MATRIC NO MP1(MRSE1914) - NELIDYA MD YUSOFF - MRS191205 MP2(MRSE2926) - NELIDYA MD YUSOFF - MRS191205</p> <ul style="list-style-type: none"> • All documents must be duly verified by supervisor (Digital Signature /Scan document with signature). • Failure to submit will cause results to be held back.
----------------	--	--	--

MP REPORT CONTENT

MASTER PROJECT 1

- Abstract, Abstrak, Acknowledgement, Table of Content, etc
- Chapter 1: Introduction
- Chapter 2: Literature Review
- Chapter 3: Methodology
- Initial Findings and Expected Outcome
- References
- Gantt Chart
- Appendices

Refer to Master Project Handbook: <https://razak.utm.my/master-project/wp-content/uploads/sites/234/2016/03/Handbook-of-MP-UTMRS-070316-Final-Edition.pdf>

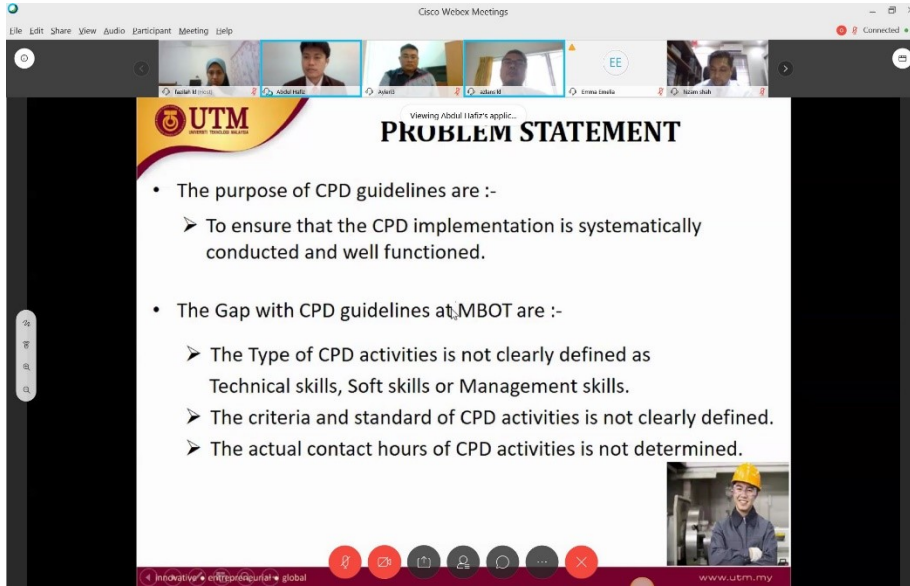
MP REPORT CONTENT

MASTER PROJECT 2

- Abstract, Abstrak, Acknowledgement, Table of Content, etc
- Chapter 1: Introduction
- Chapter 2: Literature Review
- Chapter 3: Methodology
- Chapter 4: Results and Discussions
- Chapter 5: Conclusion
- References
- Appendices

Refer to Master Project Handbook: <https://razak.utm.my/master-project/wp-content/uploads/sites/234/2016/03/Handbook-of-MP-UTMRS-070316-Final-Edition.pdf>

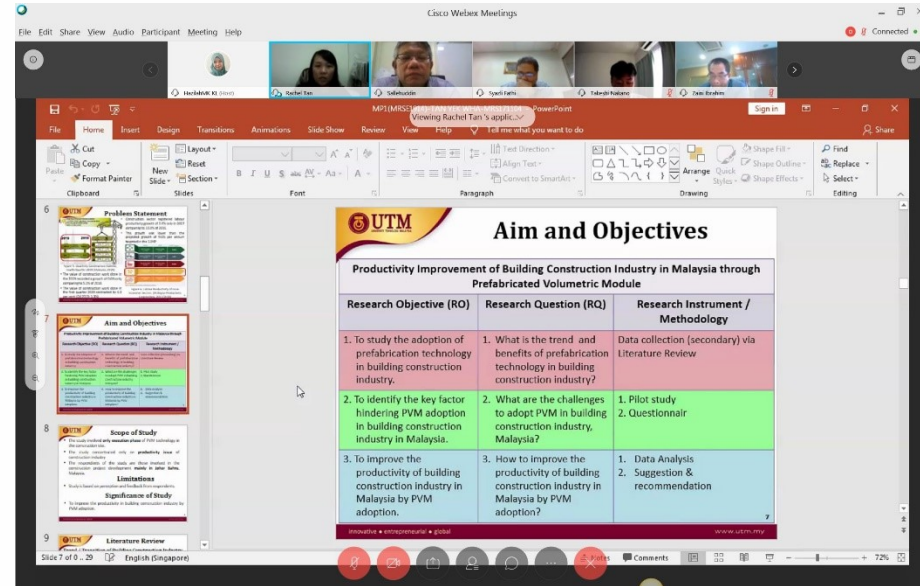
MP SYMSPOSIUM 2020/2021 - 1



Viewing Abdul Halim's application...

PROBLEM STATEMENT

- The purpose of CPD guidelines are :-
 - To ensure that the CPD implementation is systematically conducted and well functioned.
- The Gap with CPD guidelines at MBOT are :-
 - The Type of CPD activities is not clearly defined as Technical skills, Soft skills or Management skills.
 - The criteria and standard of CPD activities is not clearly defined.
 - The actual contact hours of CPD activities is not determined.

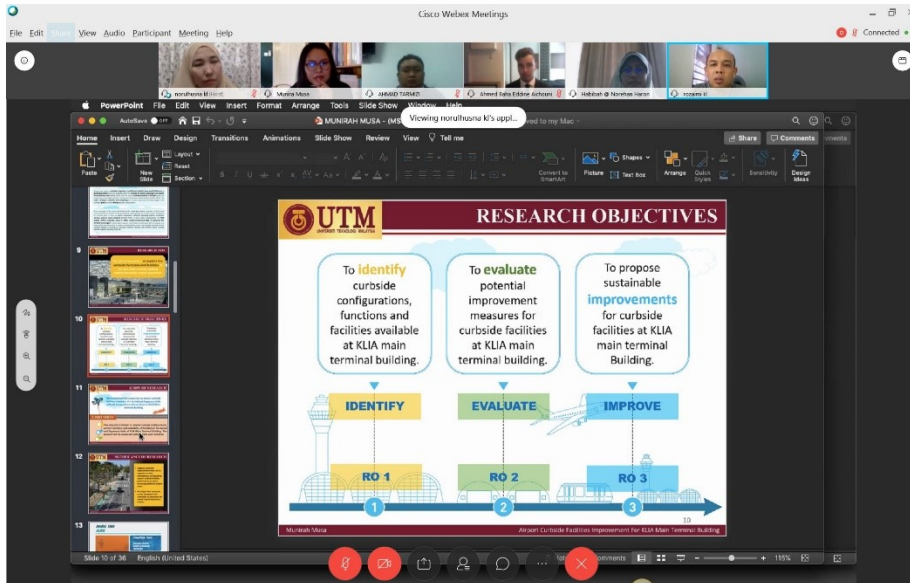


Viewing Ruffel Tan's application...

Aim and Objectives

Productivity Improvement of Building Construction Industry in Malaysia through Prefabricated Volumetric Module

Research Objective (RO)	Research Question (RQ)	Research Instrument / Methodology
1. To study the adoption of prefabrication technology in building construction industry.	1. What is the trend and benefits of prefabrication technology in building construction industry?	Data collection (secondary) via Literature Review
2. To identify the key factor hindering PVM adoption in building construction industry in Malaysia.	2. What are the challenges to adopt PVM in building construction industry, Malaysia?	1. Pilot study 2. Questionnaire
3. To improve the productivity of building construction industry in Malaysia by PVM adoption.	3. How to improve the productivity of building construction industry in Malaysia by PVM adoption?	1. Data Analysis 2. Suggestion & recommendation



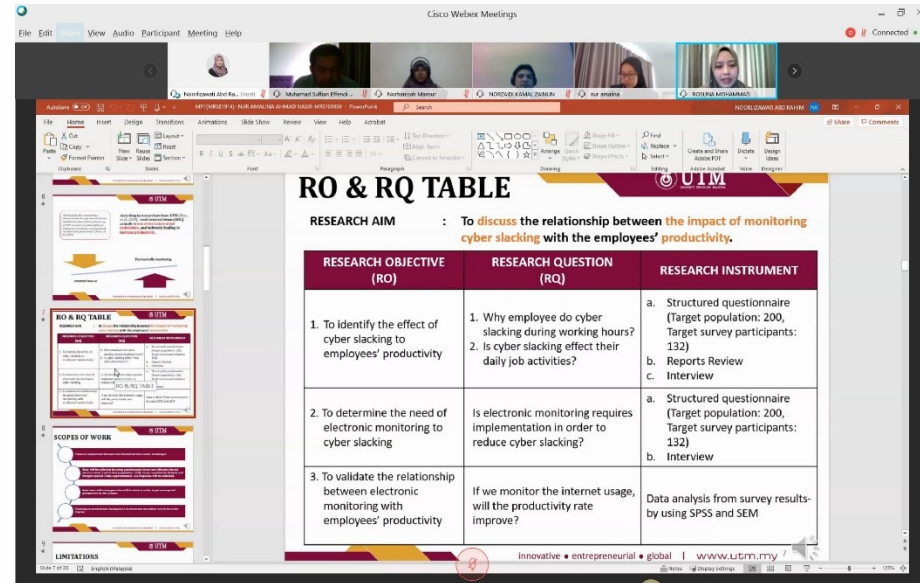
Viewing Nurhazwa K's application...

RESEARCH OBJECTIVES

- To identify curbside configurations, functions and facilities available at KLIA main terminal building.
- To evaluate potential improvement measures for curbside facilities at KLIA main terminal building.
- To propose sustainable improvements for curbside facilities at KLIA main terminal Building.

IDENTIFY → EVALUATE → IMPROVE

RO 1 → RO 2 → RO 3



Viewing Nurhazwa K's application...

RO & RQ TABLE

RESEARCH AIM : To discuss the relationship between the impact of monitoring cyber slacking with the employees' productivity.

RESEARCH OBJECTIVE (RO)	RESEARCH QUESTION (RQ)	RESEARCH INSTRUMENT
1. To identify the effect of cyber slacking to employees' productivity	1. Why employee do cyber slacking during working hours? 2. Is cyber slacking effect their daily job activities?	a. Structured questionnaire (Target population: 200, Target survey participants: 132) b. Reports Review c. Interview
2. To determine the need of electronic monitoring to reduce cyber slacking	Is electronic monitoring requires implementation in order to reduce cyber slacking?	a. Structured questionnaire (Target population: 200, Target survey participants: 132) b. Interview
3. To validate the relationship between electronic monitoring with employees' productivity	If we monitor the internet usage, will the productivity rate improve?	Data analysis from survey results by using SPSS and SEM

Thank You & All The Best...



PRE-RECORDED VIDEO & PRESENTATION SLIDES SUBMISSION VIA E-LEARNING

MRSE1914-05 MASTERS PROJECT 1 (MASTERS PROJECT 1)

Dashboard > My courses > MRSE1914-05

Turn editing on

Announcements

Master Project 1 requires the student to prepare a research proposal for his/her research in two semesters which covers Master Project 1 and Master Project 2. The scope of the project should be related to systems engineering. Master Project 1 includes the introduction (problem formulation, problem statement, research objectives and scope), literature review, methodology, the proposed method of solution and planning for Master Project 2. In Master Project 1, the student is required to write a report as well, as to present and defend his/her research proposal. Thus, the student is expected to demonstrate the ability to identify and plan solutions to the identified problems.

Topic 1

SUBMISSION OF PRE-RECORDED VIDEO & PRESENTATION SLIDES

Kindly submit the following items before **13th JUNE 2021 (before 12 NOON)**.

Pre-recorded Video (.MP4 format only)

Presentation Slides (.pdf format only)

Thank you and stay safe!